










## Year 2 – English Overview

Autumn Term	Autumn 1		Autumn 2		
Topic:	Movers and Shakers		Movers and Shakers		
Text Type:	Whole School Literacy Project	Non-fiction	Poetry (Free verse)	Picture Book	Film narrative
Text:		<b>Fantastically Great Women who changed the World: Little People, Big Dreams –</b> Emmeline Pankhurst and Rosa Parks 	<b>Firework Night</b> by Enid Blyton 	<b>Beegu</b> by Alexis Deacon 	<b>Mog's Christmas Calamity</b> – Sainsbury's advert 
Key Writing Outcomes:	<u>CST: Big Question Lesson (choose ones relevant to text)</u>	<u>Information text</u> <u>Persuasive speech – oral</u> <u>CST: Big Question Lesson (Solidarity, The Common Good, Option for the Poor)</u>	<u>Free verse</u>	<u>Narrative in role</u> <u>CST: Big Question Lesson (Dignity of the Human Person)</u>	<u>Narrative Letter</u>
Grammar focus:	SU1: I can confidently spell words containing phase 2-4 letters and sounds. SU1.2: Try and ensure spelling is phonetic. (phase 2-4) SU3: Learn to spell CEW (1/3) this term. SU6: To form lower case letters correctly. SU9: Use spacing between words that reflects size of letters. SU17.1/17.2/22.1: Understand when to use a full stop and capital letter. SU20.1: understand and use the present tense. SU23.11: understand and use the word tense.	SU3: Learn to spell CEW (1/3) this term SU6: To form lower case letters correctly. SU8.1: recognise that capital letters are unjoined and taller than 'same size' letters. SU12: Write for a range of purposes. SU8.2: recognise which capital letter goes with each lower-case equivalent. SU13: Plan ideas before writing. SU17.3/17.4/22.2/22.3: Understand and can use an exclamation mark and question mark. SU18.2/18.4/23.3/23.4 – recognise what a question and exclamation is. SU18.3: understand that questions start with the 5W's or how/do. SU20.2: understand and use the past tense. SU23.1: understand and can use the term 'noun'	SU3: Learn to spell CEW (1/3) this term SU11: Write a poem including some features of poetry e.g. rhyme, alliteration, repetition. SU14: Make simple edits with adult or peer support. SU21.1: understand a clause is made up of words and phrases. SU17.5/22.4/23.13: Understand commas/ Use commas to separate items in a list. SU2.1: segment spoken words into phonemes for single syllable /multi syllabic words.	SU3: Learn to spell CEW (1/3) this term SU13: Plan ideas before writing. SU14: Make simple edits with adult or peer support. SU21.2/21.3: understand and use coordinating conjunctions. SU23.7: Understand and use the term 'adjective'. SU23.8: Understand and use the term 'verb'.	SU3: Learn to spell CEW (1/3) this term SU4: Learn to spell more words with contracted forms. SU10.2: retell a fictional story SU12: Write for a range of purposes. SU13: Plan ideas before writing. SU14: Make simple edits with adult or peer support. SU19/23.2: Learn to expand noun phrases for description and to specify. SU20.1: understand and use the present tense. SU21.4/21.5: understand and use subordinating conjunctions. SU2.2: Try and ensure spelling is phonetically plausible, even if not correct (phase 5 and 6)
Length of unit:	3 weeks	4 weeks	1 weeks	3 weeks	2 weeks




## Year 2 – English Overview

Spring Term	Spring 1		Spring 2		
Topic:	Coastline		Coastline		
Text Type:	Twisted Fairytale	Fiction	Traditional classic	Modern – Picture Book	Coastline poetry
Text:	<p><b>Inside the Villains</b> by Clotilde Perrin</p> 	<p><b>The Storm Whale</b> by Benji Davies</p> 	<p><b>The Mousehole Cat</b> by Antonia Barber</p> 	<p><b>Flotsam</b> by David Wiesner</p> 	<p><b>Sea Star Wishes: Poems from the Coast</b> by Eric Ode</p> 
Key Writing Outcomes:	<p><u>Letter from the wolf</u>  <u>Newspaper article saying baddies are victims</u>  <u>(Oracy – debate in class)</u></p>	<p><u>Lists and instructions</u>  <u>Diary entry</u>  <u>Retelling the story from a different perspective</u></p>	<p><u>Narrative</u>  <u>CST: Big Question Lesson</u>  <u>(Solidarity and The Common Good)</u></p>	<p><u>Narrative sequel</u>  <u>Postcard / message in a bottle</u>  <u>CST: Big Question Lesson</u>  <u>(Creation and Environment/Stewardship)</u></p>	<p><u>Shape Poem</u>  <u>Performance poetry</u></p>
Grammar focus:	<p>SU3: Learn to spell CEW (2/3) this term            SU7.1: recognise that the letters <i>orvw</i> join at the top.            SU12: Write for a range of purposes.            SU13: Plan ideas before writing.            SU14: Make simple edits with adult or peer support.            SU17.5/ SU22.4: Understand what a comma is and how to use it/ Use commas to separate items in a list.            SU18.1: understand a statement is a definite or clear expression of something in writing.            SU2.3: word specific knowledge of spelling including homophones.            SU2.4: Understand a homophone is two or more words with same pronunciation but different meaning.            SU2.5: distinguish between homophones and near homophones.</p>	<p>Use question marks and exclamation marks            Accurate use of suffix -ed for past tense            Use 'and' to join words and clauses            Use a capital letter for the names of people            SU3: Learn to spell CEW (2/3) this term            SU10.2: retell a fictional story, making changes / writing my own.            SU13: Plan ideas before writing.            SU14: Make simple edits with adult or peer support.            SU21.4/21.5            SU20.3/20.4/20.5: know the progressive form both in past and present tense.            SU23.9: Understand and use the term 'suffix'.</p>	<p>SU3: Learn to spell CEW (2/3) this term            SU7.2: recognise that the letter <i>f</i> joins with a horizontal stroke.            SU10.2: retell a fictional story, making changes / writing my own.            SU12: Write for a range of purposes.            SU13: Plan ideas before writing.            SU15: Independently check my writing makes sense.            SU16: Can check my spelling, grammar and punctuation is correct by re-reading, amending where needed.            SU20.3/20.4/20.5: know the progressive form both in past and present tense.</p>	<p>SU3: Learn to spell CEW (2/3) this term            SU10.2: retell a fictional story, making changes / writing my own.            SU13: Plan ideas before writing.            SU20.3/20.4/20.5: know the progressive form both in past and present tense.            SU23.10: Understand and use the term 'adverb'            SU2.6/2.7/2.8: work on spelling words containing alternative phonemes (confident by end of summer 2) – ongoing from now.</p>	<p>SU3: Learn to spell CEW (2/3) this term            SU7.3: Recognise that the letters <i>acdehiklmntu</i> join diagonally.            SU11: Write a poem including some features of poetry e.g. rhyme, alliteration, repetition.</p>

## Year 2 – English Overview

<b>Length of unit:</b>	3 weeks	3 weeks	3 weeks	3 weeks	1 week
------------------------	---------	---------	---------	---------	--------

## Year 2 – English Overview

Summer Term	Summer 1 (short term)		Summer 2	
Topic:	Magnificent Monarchs		Magnificent Monarchs	
Text Type:	Fiction with historical links		Picture Book / Poetry	Modern Fiction
Text:	Queen Victoria's Bathing Machine by Gloria Whelan 		Tell me a Dragon by Jackie Morris 	Grandad's Island by Benji Davies 
Key Writing Outcomes:	<u>Instructions</u> <u>Description</u> <u>Advert</u> <u>Newspaper report</u> CST: Big Question Lesson (Dignity of the human person, Rights and Responsibilities)		<u>Idea for a new character</u> <u>Character description (visual) &amp; design</u> <u>Personality description</u>	<u>Narrative with a personal twist</u> <u>Setting description</u> CST: Big Question Lesson (Family and Community)
Grammar focus:	SU3: Learn to spell CEW (3/3) this term SU5: Learn the possessive apostrophe (singular) SU7.4: Recognise that the letters <i>bgjpqsyxz</i> are letters that remain unjoined. SU12: Write for a range of purposes. SU13: Plan ideas before writing. SU17.6/22.5/22.6/23.12: Understand how to use and know the term apostrophe to indicate possession or omission of letters. SU18.523.5: understand that a command is an authoritative order or direction. SU20.3/20.4/20.5: know the progressive form both in past and present tense. SU2.9: spell words containing alternative phoneme spellings.		SU3: Learn to spell CEW (3/3) this term SU7.5: Recognise which letters in the alphabet join and don't join as writing independently. SU10.2: retell a fictional story, making changes / writing my own. SU13: Plan ideas before writing. SU20.3/20.4/20.5: know the progressive form both in past and present tense. SU23.6: understand and can use the term 'compound' – a word containing at least two root words. SU2.10: add suffixes to spell longer words e.g. -ment, -ness, -ful, etc.	SU7.6: My joined writing is neat and legible. SU13: Plan ideas before writing. SU10.6: I can use the past or present tense consistently throughout a piece. SU19/23.2: Learn to expand noun phrases for description and to specify – recap and include. Introduce following terms for GDS: Onomatopoeia – discuss and learn term. Similes Metaphors  Recap and ensure secure in all Y2 objections.
Length of unit	3 weeks	3 weeks	4 weeks	2 weeks

Others:

SU10.1: write about personal experiences – do as a cross curricular piece of extended writing following a memorable experience.